



Bilingual Programming District 30

Rosalind Valenza
MLL / ELL Compliance Specialist, District 30



**EQUITY &
EXCELLENCE
FOR ALL**

Citywide Data

	District	Eligible ELLs <i>NOT</i> in BE		District	Eligible ELLs <i>NOT</i> in BE
1	24	8,302	6	30	3,102
2	20	7,897	7	21	2,659
3	10	6,174	8	12	2,613
4	25	4,057	9	27	2,591
5	9	3,215	10	75	2,574

District 30 Bilingual Program Data

RFSF report June 2022

1,462 parents chose a bilingual program

1,059 ELLs served in bilingual programs

403 ELLs have a parent option other than ENL and are currently served with ENL.

Bilingual Transfer Option

Dual Language

Transitional Bilingual

Freestanding ENL

Parent
requests
transfer

Principal
submits
transfer
request

DML reviews
transfer
request

(If approved)
Family
Welcome
Center
determines
placement
option

(If accepted)
Student
transfers.

ELLs with IEPs



Fidelity to Parent Choice



- Bilingual Education & English as a New Language
- ELL/MLL Parent Resources
 - A Guide to Community-Based Organizations for Immigrants
 - Common Core State Standards Guide
 - ELL/MLL Parent Events
 - ELL/MLL Parent Guide
 - Helpful Links for ELL/MLL Parents and Families
 - Parents' Bill of Rights & ELL/MLL Parent Hotline
 - Parent Guides: ELL/MLL Testing
 - Parent Orientation Video

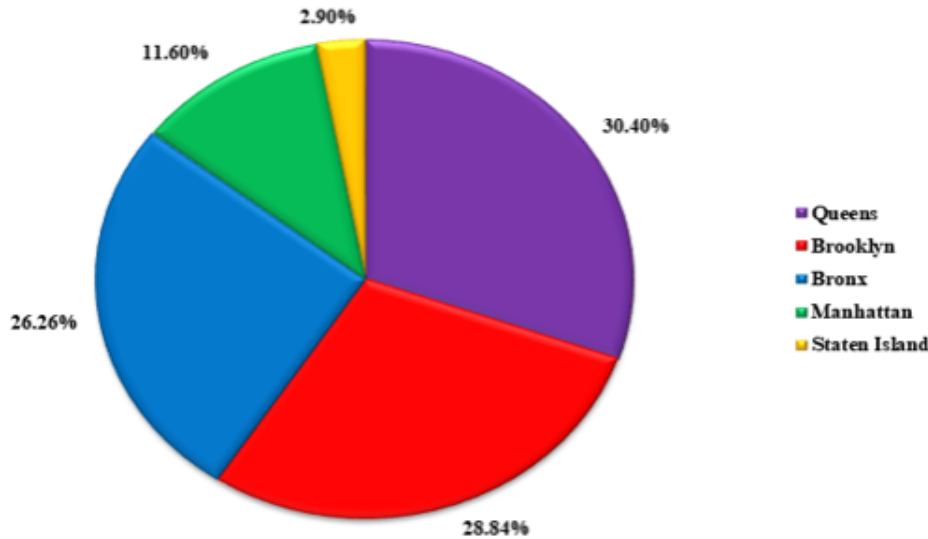
Parent Orientation Video: English Language Learner (ELL) Programs in New York State

ELL Parent Orientation Video (English language)



Most language representation citywide

ELLs BY BOROUGH



Borough	# of ELLs	% of ELLs
Queens	46,898	30.40%
Brooklyn	44,498	28.84%
Bronx	40,506	26.26%
Manhattan	17,893	11.60%
Staten Island	4,481	2.90%
Total	154,276	100.00%

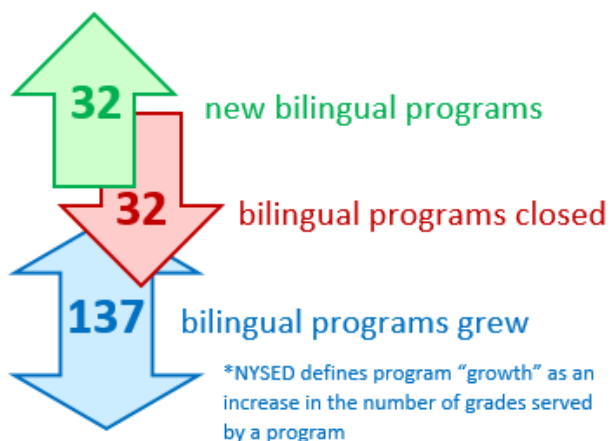
Attrition and Space Considerations



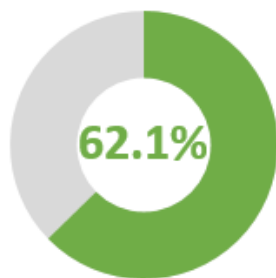
Bilingual Programs NYC

Research shows bilingual education is the strongest program model for supporting the long-term success of ELLs.

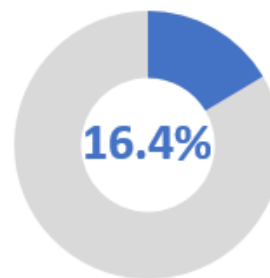
As of school year 2021-22, there are currently **538** total bilingual education programs.



	Dual Language Bilingual Education (DLBE)	Transitional Bilingual Education (TBE)	Total
General Education	225	163	388
Special Education	42	108	150
Total	267	271	538



5,314 of 8,551 newly admitted ELLs (SY2020-21) received their preferred option of bilingual education



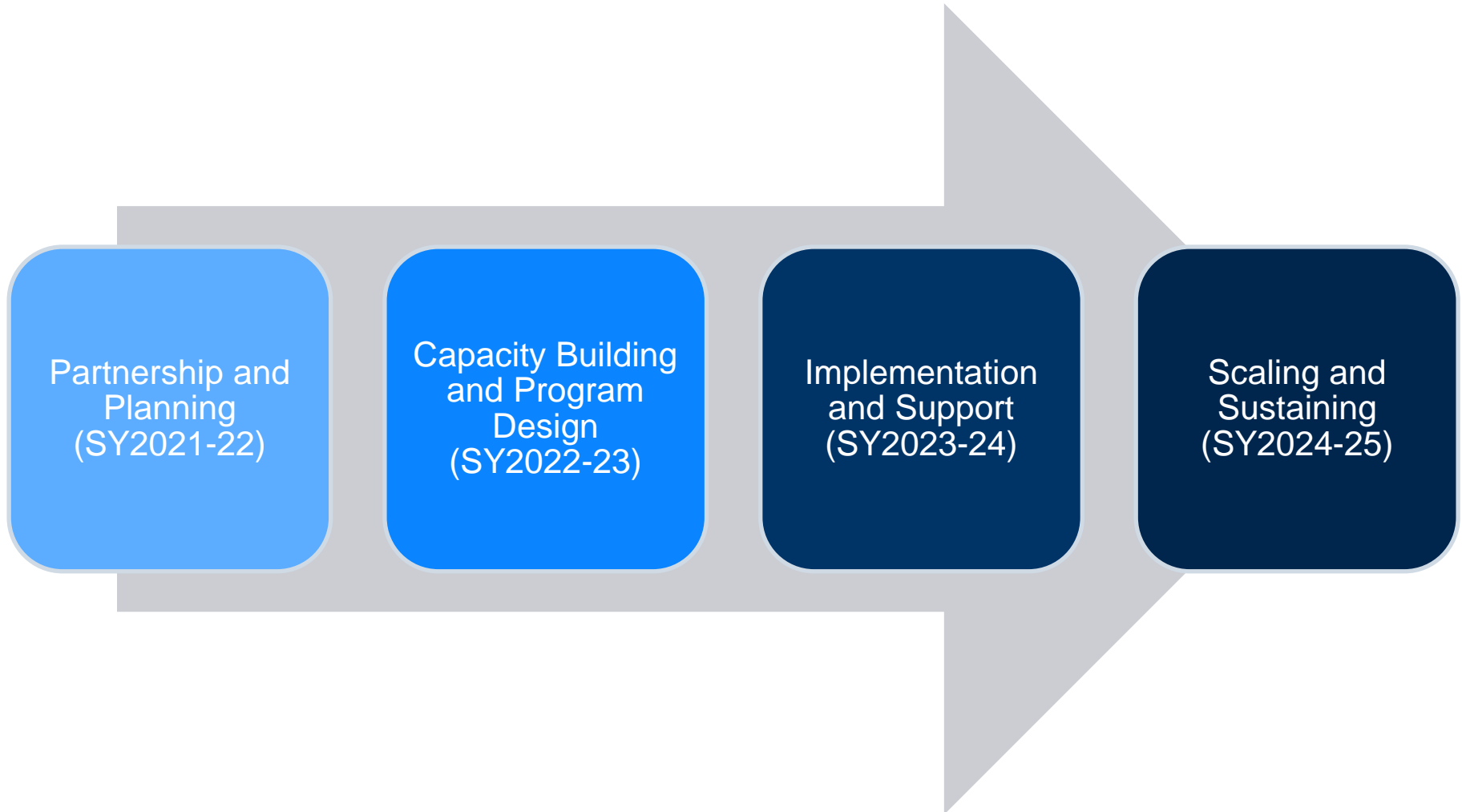
23,014 of 139,929 ELLs were served in a bilingual education program (SY2020-21)

Bilingual Education Program Revitalization

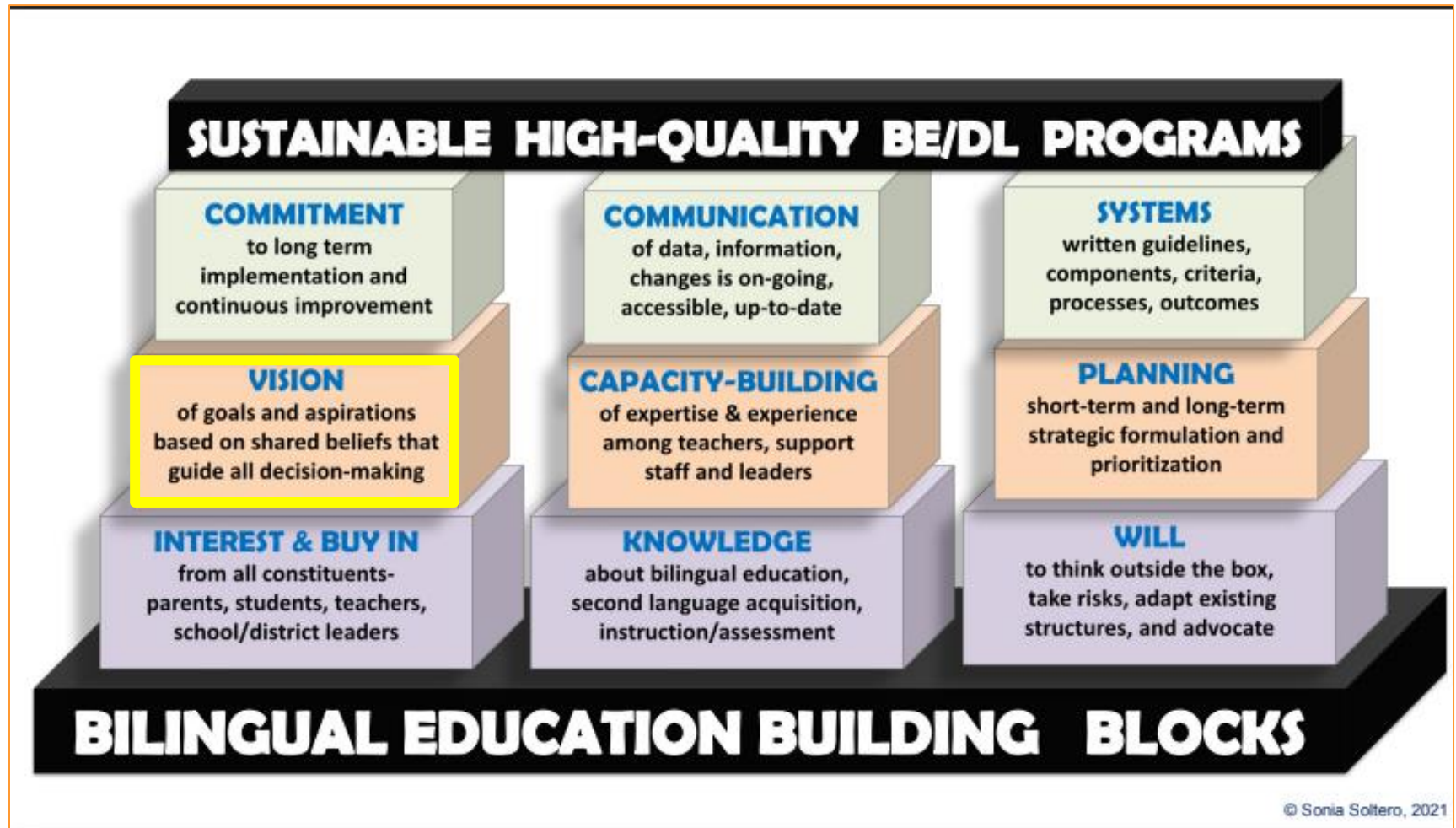
Office of Multilingual
Learners (OML) will begin
an initiative to help districts
develop a **vision** for
bilingual revitalization.

- What is the citywide vision for bilingual revitalization?

Planning Through 2024-25



Activate Prior Knowledge: Bilingual Education Building Blocks



<https://drive.google.com/file/d/18lvgh28LWwdBq8ICabqRQS7RC6KkCeOa/view>



QUESTIONS

Thank
you

